

Men's Singles Home Nations Points

	G1	G2	G3	G4	Total	Place
England	17	22	18	19	76	1
Wales	12	12	15.5	17	56.5	2
Scotland	13	13	14	13	53	4
Ireland	18	13	12.5	11	54.5	3

Name	Country	G1	Pts	G2	Pts	G3	Pts	G4	Pts	Total
Colin Grose	England	180	2	226	4	187	2	205	4	12
Paddy Dunne	Ireland	207	3	208	1	165	1	179	2	7
Allan McDermott	Scotland	213	4	222	3	224	4	164	1	12
Robert Bruce	Wales	166	1	221	2	213	3	189	3	9

Name	Country	G1	Pts	G2	Pts	G3	Pts	G4	Pts	Total
Darren Cundy	England	227	4	194	4	219	4	268	4	16
Kenny Donnelly	Ireland	209	3	189	3	182	1	131	1	8
Jack Smith	Scotland	175	2	161	1	196	3	185	2	8
Steve Dalton	Wales	131	1	175	2	184	2	203	3	8

Name	Country	G1	Pts	G2	Pts	G3	Pts	G4	Pts	Total
Andrew Tapping	England	195	4	234	4	246	4	164	2	14
Paul Molphy	Ireland	173	2	192	2	178	1.5	157	1	6.5
Bernie Matthews	Scotland	171	1	195	3	205	3	183	4	11
Sukky Gill	Wales	193	3	146	1	178	1.5	176	3	8.5

Name	Country	G1	Pts	G2	Pts	G3	Pts	G4	Pts	Total
Geoff Brown	England	187	2	172	2	193	3	150	1	8
Adrian Rutherford	Ireland	197	4	195	4	173	2	185	2	12
Andy Gillespie	Scotland	159	1	152	1	169	1	237	4	7
John Cook	Wales	189	3	190	3	194	4	188	3	13

Name	Country	G1	Pts	G2	Pts	G3	Pts	G4	Pts	Total
Matthew Trotter	England	219	4	246	4	208	2	265	4	14
Paul McCauley	Ireland	191	3	154	1	210	3	154	2	9
Billy Gill	Scotland	134	1	174	2	176	1	150	1	5
Guy Lipscomb	Wales	178	2	213	3	229	4	211	3	12

Name	Country	G1	Pts	G2	Pts	G3	Pts	G4	Pts	Total
Chris West	England	134	1	230	4	204	3	206	4	12
Steven Tully	Ireland	159	3	156	2	235	4	175	3	12
Andrew Nairne	Scotland	190	4	179	3	186	2	165	1	10
Steve Williams	Wales	146	2	130	1	174	1	173	2	6

Ladies Singles Home Nations Points

	G1	G2	G3	G4	Total	Place
England	15	13	18.5	21	67.5	2
Ireland	16	19	14.5	13	62.5	3
Scotland	12	12	9	9	42	4
Wales	17	16	18	17	68	1

Name	Country	G1	Pts	G2	Pts	G3	Pts	G4	Pts	Total
Gaye McCully	England	211	3	191	2	171	3	168	3	11
Ursula Ekermans	Ireland	164	2	216	4	154	2	132	1	9
Jen Smith	Scotland	144	1	111	1	98	1	153	2	5
Mel Oates	Wales	230	4	199	3	179	4	182	4	15

Name	Country	G1	Pts	G2	Pts	G3	Pts	G4	Pts	Total
Jo Cundy	England	168	3	177	2	211	4	166	3	12
Mary Hefferman	Ireland	141	1	192	3	158	1.5	150	2	7.5
Louise Gillespie	Scotland	166	2	126	1	158	1.5	125	1	5.5
Louise Roberts	Wales	191	4	202	4	203	3	198	4	15

Name	Country	G1	Pts	G2	Pts	G3	Pts	G4	Pts	Total
Sally Wilson	England	165	3	201	3	181	3	184	4	13
Dymphna Kestell	Ireland	174	4	177	2	141	1	155	1	8
Moira Nairne	Scotland	119	1	151	1	154	2	165	3	7
Lynne Walker	Wales	152	2	208	4	208	4	158	2	12

Name	Country	G1	Pts	G2	Pts	G3	Pts	G4	Pts	Total
Marsha Dalley	England	147	2	134	2	157	3	205	4	11
Theresa Watts	Ireland	152	3	147	4	184	4	179	2	13
Gwen Colquhoun	Scotland	154	4	143	3	144	2	144	1	10
Julie Johanssen	Wales	130	1	123	1	127	1	191	3	6

Name	Country	G1	Pts	G2	Pts	G3	Pts	G4	Pts	Total
Carole Orange	England	153	3	189	3	138	1.5	177	3	10.5
Lorraine Keane	Ireland	168	4	224	4	181	4	192	4	16
Sandra Boswell	Scotland	121	1	168	2	138	1.5	156	1	5.5
Hilary Cooke	Wales	152	2	142	1	178	3	169	2	8

Name	Country	G1	Pts	G2	Pts	G3	Pts	G4	Pts	Total
Jan Hodge	England	147	1	127	1	190	4	233	4	10
Martina Short	Ireland	149	2	130	2	167	2	213	3	9
Julia Claxton	Scotland	161	3	169	4	145	1	185	1	9
Pauline McDonald	Wales	177	4	165	3	187	3	189	2	12

Men's Singles All Nations Points

	G1	G2	G3	G4	Total	Place
England	20	27	21	23	91	1
Iceland	20	14	18.5	18	70.5	2
Ireland	22	17	15.5	12	66.5	4
Scotland	15	16	16.5	16	63.5	5
Wales	13	16	18.5	21	68.5	3

Name	Country	G1	Pts	G2	Pts	G3	Pts	G4	Pts	Total
Colin Grose	England	180	2	226	5	187	2	205	5	14
Thorarinn Mar Thorbjornsson	Iceland	193	3	204	1	195	3	183	3	10
Paddy Dunne	Ireland	207	4	208	2	165	1	179	2	9
Allan McDermott	Scotland	213	5	222	4	224	5	164	1	15
Robert Bruce	Wales	166	1	221	3	213	4	189	4	12

Name	Country	G1	Pts	G2	Pts	G3	Pts	G4	Pts	Total
Darren Cundy	England	227	5	194	5	219	4	268	5	19
Hannes Jon Hannesson	Iceland	140	2	144	1	232	5	179	2	10
Kenny Donnelly	Ireland	209	4	189	4	182	1	131	1	10
Jack Smith	Scotland	175	3	161	2	196	3	185	3	11
Steve Dalton	Wales	131	1	175	3	184	2	203	4	10

Name	Country	G1	Pts	G2	Pts	G3	Pts	G4	Pts	Total
Andrew Tapping	England	195	4	234	4	246	5	164	2	15
Freyr Bragason	Iceland	235	5	244	5	205	3.5	212	5	18.5
Paul Molphy	Ireland	173	2	192	2	178	1.5	157	1	6.5
Bernie Matthews	Scotland	171	1	195	3	205	3.5	183	4	11.5
Sukky Gill	Wales	193	3	146	1	178	1.5	176	3	8.5

Name	Country	G1	Pts	G2	Pts	G3	Pts	G4	Pts	Total
Geoff Brown	England	187	3	172	3	193	4	150	1	11
Matthias Helgi Jonsson	Iceland	163	2	160	2	161	1	212	4	9
Adrian Rutherford	Ireland	197	5	195	5	173	3	185	2	15
Andy Gillespie	Scotland	159	1	152	1	169	2	237	5	9
John Cook	Wales	189	4	190	4	194	5	188	3	16

Name	Country	G1	Pts	G2	Pts	G3	Pts	G4	Pts	Total
Matthew Trotter	England	219	5	246	5	208	3	265	5	18
Asgeir Henningsson	Iceland	190	3	151	1	178	2	177	3	9
Paul McCauley	Ireland	191	4	154	2	210	4	154	2	12
Billy Gill	Scotland	134	1	174	3	176	1	150	1	6
Guy Lipscomb	Wales	178	2	213	4	229	5	211	4	15

Name	Country	G1	Pts	G2	Pts	G3	Pts	G4	Pts	Total
Chris West	England	134	1	230	5	204	3	206	5	14
Bjarki Sigurosson	Iceland	205	5	185	4	215	4	158	1	14
Steven Tully	Ireland	159	3	156	2	235	5	175	4	14
Andrew Nairne	Scotland	190	4	179	3	186	2	165	2	11
Steve Williams	Wales	146	2	130	1	174	1	173	3	7

Ladies Singles All Nations Points

	G1	G2	G3	G4	Total	Place
England	20	16	21.5	25.5	83	1
Iceland	13	19	18	17.5	67.5	4
Ireland	20	23	18	16	77	3
Scotland	15	13	10.5	11	49.5	5
Wales	22	19	22	20	83	1

Name	Country	G1	Pts	G2	Pts	G3	Pts	G4	Pts	Total
Gaye McCully	England	211	4	191	2	171	3	168	3	12
Linda Hronn Magnusdottir	Iceland	152	2	216	4.5	194	5	189	5	16.5
Ursula Ekermans	Ireland	164	3	216	4.5	154	2	132	1	10.5
Jen Smith	Scotland	144	1	111	1	98	1	153	2	5
Mel Oates	Wales	230	5	199	3	179	4	182	4	16

Name	Country	G1	Pts	G2	Pts	G3	Pts	G4	Pts	Total
Jo Cundy	England	168	4	177	3	211	5	166	3.5	15.5
Gudny Gunnarsdottir	Iceland	142	2	158	2	158	2	166	3.5	9.5
Mary Hefferman	Ireland	141	1	192	4	158	2	150	2	9
Louise Gillespie	Scotland	166	3	126	1	158	2	125	1	7
Louise Roberts	Wales	191	5	202	5	203	4	198	5	19

Name	Country	G1	Pts	G2	Pts	G3	Pts	G4	Pts	Total
Sally Wilson	England	165	4	201	4	181	4	184	5	17
Bara Agustsdottir	Iceland	139	2	169	2	178	3	148	1	8
Dymphna Kestell	Ireland	174	5	177	3	141	1	155	2	11
Moira Nairne	Scotland	119	1	151	1	154	2	165	4	8
Lynne Walker	Wales	152	3	208	5	208	5	158	3	16

Name	Country	G1	Pts	G2	Pts	G3	Pts	G4	Pts	Total
Marsha Dalley	England	147	3	134	2	157	3	205	5	13
Halldora Iris Ingvarsdottir	Iceland	118	1	180	5	165	4	192	4	14
Theresa Watts	Ireland	152	4	147	4	184	5	179	2	15
Gwen Colquhoun	Scotland	154	5	143	3	144	2	144	1	11
Julie Johansen	Wales	130	2	123	1	127	1	191	3	7

Name	Country	G1	Pts	G2	Pts	G3	Pts	G4	Pts	Total
Carole Orange	England	153	3	189	4	138	1.5	177	4	12.5
Sigrídur Klemensdottir	Iceland	177	5	169	3	163	3	173	3	14
Lorraine Keane	Ireland	168	4	224	5	181	5	192	5	19
Sandra Boswell	Scotland	121	1	168	2	138	1.5	156	1	5.5
Hilary Cooke	Wales	152	2	142	1	178	4	169	2	9

Name	Country	G1	Pts	G2	Pts	G3	Pts	G4	Pts	Total
Jan Hodge	England	147	2	127	1	190	5	233	5	13
Helga Siguroardottir	Iceland	143	1	130	2.5	143	1	126	1	5.5
Martina Short	Ireland	149	3	130	2.5	167	3	213	4	12.5
Julia Claxton	Scotland	161	4	169	5	145	2	185	2	13
Pauline McDonald	Wales	177	5	165	4	187	4	189	3	16

Men's Doubles Home Nations Points

	G1	G2	G3	G4	Total	Place
England	18	16	18	20	72	1
Ireland	6	8	10	14	38	4
Scotland	22	16	12	14	64	3
Wales	14	20	20	12	66	2

Name	Name	Country	G1	Pts	G2	Pts	G3	Pts	G4	Pts	Total
Chris West	Andrew Tapping	England	407	4	409	8	370	4	473	8	24
Kenny Donnelly	Paul McCauley	Ireland	403	2	368	2	243	2	343	2	8
Andy Gillespie	Jack Smith	Scotland	416	8	398	6	438	8	380	6	28
Robert Bruce	Steve Dalton	Wales	414	6	378	4	405	6	378	4	20

Name	Name	Country	G1	Pts	G2	Pts	G3	Pts	G4	Pts	Total
Geoff Brown	Matthew Trotter	England	413	6	342	2	465	8	423	8	24
Steven Tully	Adrian Rutherford	Ireland	339	2	393	4	376	4	390	4	14
Andrew Nairne	Bernie Matthews	Scotland	445	8	403	6	287	2	416	6	22
Sukky Gill	John Cook	Wales	393	4	459	8	384	6	367	2	20

Name	Name	Country	G1	Pts	G2	Pts	G3	Pts	G4	Pts	Total
Colin Grose	Darren Cundy	England	441	8	382	6	352	6	386	4	24
Paddy Dunne	Paul Molphy	Ireland	325	2	276	2	345	4	408	8	16
Allan McDermott	Billy Gill	Scotland	389	6	359	4	317	2	350	2	14
Steve Williams	Guy Lipscomb	Wales	341	4	407	8	386	8	405	6	26

Men's Doubles All Nations Points

	G1	G2	G3	G4	Total	Place
England	24	22	22	26	94	1
Iceland	14	8	16	12	50	4
Ireland	8	12	12	18	50	4
Scotland	26	22	14	18	80	3
Wales	18	26	26	16	86	2

Name	Name	Country	G1	Pts	G2	Pts	G3	Pts	G4	Pts	Total
Chris West	Andrew Tapping	England	407	6	409	10	370	4	473	10	30
Thorarinn Mar Thorbjornsson	Hannes Jon Hannesson	Iceland	325	2	343	2	399	6	359	4	14
Kenny Donnelly	Paul McCauley	Ireland	403	4	368	4	243	2	343	2	12
Andy Gillespie	Jack Smith	Scotland	416	10	398	8	438	10	380	8	36
Robert Bruce	Steve Dalton	Wales	414	8	378	6	405	8	378	6	28

Name	Name	Country	G1	Pts	G2	Pts	G3	Pts	G4	Pts	Total
Geoff Brown	Matthew Trotter	England	413	8	342	4	465	10	423	10	32
Freyr Bragason	Matthias Helgi Jonsson	Iceland	348	4	327	2	336	4	370	4	14
Steven Tully	Adrian Rutherford	Ireland	339	2	393	6	376	6	390	6	20
Andrew Nairne	Bernie Matthews	Scotland	445	10	403	8	287	2	416	8	28
Sukky Gill	John Cook	Wales	393	6	459	10	384	8	367	2	26

Name	Name	Country	G1	Pts	G2	Pts	G3	Pts	G4	Pts	Total
Colin Grose	Darren Cundy	England	441	10	382	8	352	8	386	6	32
Asgeir Henningsson	Bjarki Sigurosson	Iceland	402	8	341	4	349	6	364	4	22
Paddy Dunne	Paul Molphy	Ireland	325	2	276	2	345	4	408	10	18
Allan McDermott	Billy Gill	Scotland	389	6	359	6	317	2	350	2	16
Steve Williams	Guy Lipscomb	Wales	341	4	407	10	386	10	405	8	32

Ladies Doubles Home Nations Points

	G1	G2	G3	G4	Total	Place
England	12	18	24	18	72	1
Ireland	18	20	10	18	66	3
Scotland	10	8	10	6	34	4
Wales	20	14	16	18	68	2

Name	Name	Country	G1	Pts	G2	Pts	G3	Pts	G4	Pts	Total
Carole Orange	Jan Hodge	England	275	2	323	4	361	8	365	6	20
Mary Hefferman	Theresa Watts	Ireland	291	4	336	6	304	2	356	4	16
Moira Nairne	Gwen Colquhoun	Scotland	296	6	299	2	307	4	354	2	14
Mel Oates	Louise Roberts	Wales	409	8	413	8	339	6	402	8	30

Name	Name	Country	G1	Pts	G2	Pts	G3	Pts	G4	Pts	Total
Gaye McCully	Jo Cundy	England	372	4	428	8	377	8	356	8	28
Lorraine Keane	Dymphna Kestell	Ireland	379	6	382	6	351	6	354	6	24
Julia Claxton	Sandra Boswell	Scotland	313	2	373	4	282	2	267	2	10
Julie Johansen	Lynne Walker	Wales	391	8	320	2	283	4	319	4	18

Name	Name	Country	G1	Pts	G2	Pts	G3	Pts	G4	Pts	Total
Sally Wilson	Marsha Dalley	England	307	6	338	6	397	8	326	4	24
Martina Short	Ursula Ekermans	Ireland	322	8	343	8	284	2	377	8	26
Louise Gillespie	Jen Smith	Scotland	295	2	238	2	299	4	281	2	10
Hilary Cooke	Pauline McDonald	Wales	300	4	303	4	331	6	332	6	20

Ladies Doubles All Nations Points

	G1	G2	G3	G4	Total	Place
England	12	22	28	22	84	1
Iceland	22	18	24	12	76	4
Ireland	22	24	12	24	82	2
Scotland	10	10	10	10	40	5
Wales	24	16	16	22	78	3

Name	Name	Country	G1	Pts	G2	Pts	G3	Pts	G4	Pts	Total
Carole Orange	Jan Hodge	England	275	2	323	4	361	8	365	8	22
Linda Hronn Magnúsdóttir	Gudny Gunnarsdóttir	Iceland	325	8	363	8	374	10	334	2	28
Mary Hefferman	Theresa Watts	Ireland	291	4	336	6	304	2	356	6	18
Moira Nairne	Gwen Colquhoun	Scotland	296	6	299	2	307	4	354	4	16
Mel Oates	Louise Roberts	Wales	409	10	413	10	339	6	402	10	36

Name	Name	Country	G1	Pts	G2	Pts	G3	Pts	G4	Pts	Total
Gaye McCully	Jo Cundy	England	372	4	428	10	377	10	356	10	34
Bara Agustsdóttir	Halldora Iris Ingvarsdóttir	Iceland	374	6	345	4	298	6	264	2	18
Lorraine Keane	Dymphna Kestell	Ireland	379	8	382	8	351	8	354	8	32
Julia Claxton	Sandra Boswell	Scotland	313	2	373	6	282	2	267	4	14
Julie Johansen	Lynne Walker	Wales	391	10	320	2	283	4	319	6	22

Name	Name	Country	G1	Pts	G2	Pts	G3	Pts	G4	Pts	Total
Sally Wilson	Marsha Dalley	England	307	6	338	8	397	10	326	4	28
Sigrídur Klemensdóttir	Helga Siguroardóttir	Iceland	321	8	315	6	362	8	341	8	30
Martina Short	Ursula Ekermans	Ireland	322	10	343	10	284	2	377	10	32
Louise Gillespie	Jen Smith	Scotland	295	2	238	2	299	4	281	2	10
Hilary Cooke	Pauline McDonald	Wales	300	4	303	4	331	6	332	6	20

Mixed Doubles Home Nations Points

	G1	G2	G3	G4	Total	Place
England	12	12	10	7	41	2
Ireland	4	8	14	11	37	4
Scotland	12	10	8	10	40	3
Wales	12	10	8	12	42	1

Half Points to
Gents & Ladies Sections

Name	Name	Country	G1	Pts	G2	Pts	G3	Pts	G4	Pts	Total
Carole Orange	Geoff Brown	England	377	8	336	4	349	8	350	4	24
Mary Hefferman	Paddy Dunne	Ireland	310	2	300	2	320	6	367	8	18
Julia Claxton	Allan McDermott	Scotland	364	6	351	6	261	2	349	2	16
Julie Johanssen	Sukky Gill	Wales	354	4	377	8	297	4	358	6	22

Name	Name	Country	G1	Pts	G2	Pts	G3	Pts	G4	Pts	Total
Jan Hodge	Chris West	England	316	4	361	8	298	2	313	3	17
Martina Short	Kenny Donnelly	Ireland	310	2	347	6	376	8	313	3	19
Gwen Colquhoun	Billy Gill	Scotland	340	6	341	4	364	6	339	8	24
Hilary Cooke	Guy Lipscomb	Wales	393	8	310	2	339	4	324	6	20

Mixed Doubles All Nations Points

	G1	G2	G3	G4	Total	Place
England	12	14	10	7	43	4
Iceland	18	10	16	20	64	1
Ireland	4	10	16	11	41	5
Scotland	12	12	10	10	44	3
Wales	14	14	8	12	48	2

Half Points to
Gents & Ladies Sections

Name	Name	Country	G1	Pts	G2	Pts	G3	Pts	G4	Pts	Total
Carole Orange	Geoff Brown	England	377	8	336	4	349	8	350	4	24
Freyr Bragason	Linda Hronn Magnusdottir	Iceland	438	10	360	8	369	10	427	10	38
Mary Hefferman	Paddy Dunne	Ireland	310	2	300	2	320	6	367	8	18
Julia Claxton	Allan McDermott	Scotland	364	6	351	6	261	2	349	2	16
Julie Johanssen	Sukky Gill	Wales	354	4	377	10	297	4	358	6	24

Name	Name	Country	G1	Pts	G2	Pts	G3	Pts	G4	Pts	Total
Jan Hodge	Chris West	England	316	4	361	10	298	2	313	3	19
Bara Agustsdottir	Thorarinn Mar Thorbjornsson	Iceland	342	8	308	2	357	6	393	10	26
Martina Short	Kenny Donnelly	Ireland	310	2	347	8	376	10	313	3	23
Gwen Colquhoun	Billy Gill	Scotland	340	6	341	6	364	8	339	8	28
Hilary Cooke	Guy Lipscomb	Wales	393	10	310	4	339	4	324	6	24

Men's Team Home Nations Points

	G1	G2	G3	G4	Total	Place
England	16	16	16	16	64	1
Ireland	4	8	8	8	28	4
Scotland	8	12	4	12	36	2
Wales	12	4	12	4	32	3

Bowler Names				Country	G1	Pts	G2	Pts	G3	Pts	G4	Pts	Total
D. Cundy	A. Tapping	M. Trotter	C. Grose	England	863	16	833	16	899	16	882	16	64
P. McCauley	P. Molphy	S. Tully	A. Rutherford	Ireland	734	4	756	8	750	8	695	8	28
B. Matthews	A. Nairne	J. Smith	A. Gillespie	Scotland	775	8	799	12	695	4	793	12	36
S. Williams	S. Dalton	J. Cook	R. Bruce	Wales	805	12	753	4	857	12	689	4	32

Women's Team Home Nations Points

	G1	G2	G3	G4	Total	Place
England	16	16	16	12	60	1
Ireland	8	8	8	8	32	3
Scotland	4	4	4	4	16	4
Wales	12	12	12	16	52	2

Bowler Names				Country	G1	Pts	G2	Pts	G3	Pts	G4	Pts	Total
G. McCully	M. Dalley	S. Wilson	J. Cundy	England	740	16	734	16	749	16	682	12	60
L. Keane	D. Kestell	U. Ekermans	T. Watts	Ireland	699	8	715	8	680	8	681	8	32
L. Gillespie	J. Smith	M. Nairne	S. Boswell	Scotland	644	4	565	4	520	4	557	4	16
M. Oates	L. Walker	P. McDonald	L. Roberts	Wales	706	12	729	12	725	12	794	16	52

Women's Team All Nations Points

	G1	G2	G3	G4	Total	Place
England	20	20	20	16	76	1
Iceland	4	8	12	8	32	4
Ireland	12	12	8	12	44	3
Scotland	8	4	4	4	20	5
Wales	16	16	16	20	68	2

Bowler Names				Country	G1	Pts	G2	Pts	G3	Pts	G4	Pts	Total
G. McCully	M. Dalley	S. Wilson	J. Cundy	England	740	20	734	20	749	20	682	16	76
G. Gunnarsdottir	H. Iris Ingvarsdottir	S. Klemensdottir	H. Siguroardottir	Iceland	551	4	642	8	685	12	611	8	32
L. Keane	D. Kestell	U. Ekermans	T. Watts	Ireland	699	12	715	12	680	8	681	12	44
L. Gillespie	J. Smith	M. Nairne	S. Boswell	Scotland	644	8	565	4	520	4	557	4	20
M. Oates	L. Walker	P. McDonald	L. Roberts	Wales	706	16	729	16	725	16	794	20	68

Men's Team All Nations Points

	G1	G2	G3	G4	Total	Place
England	20	20	20	20	80	1
Iceland	4	4	4	4	16	5
Ireland	8	12	12	12	44	4
Scotland	12	16	8	16	52	2
Wales	16	8	16	8	48	3

Bowler Names				Country	G1	Pts	G2	Pts	G3	Pts	G4	Pts	Total
D. Cundy	A. Tapping	M. Trotter	C. Grose	England	863	20	833	20	899	20	882	20	80
B. Sigurosson	H. Jon Hannesson	M. Helgi Jonsson	A. Henningsson	Iceland	655	4	668	4	654	4	647	4	16
P. McCauley	P. Molphy	S. Tully	A. Rutherford	Ireland	734	8	756	12	750	12	695	12	44
B. Matthews	A. Nairne	J. Smith	A. Gillespie	Scotland	775	12	799	16	695	8	793	16	52
S. Williams	S. Dalton	J. Cook	R. Bruce	Wales	805	16	753	8	857	16	689	8	48

Men's Trios Home Nations Points

	G1	G2	G3	G4	Total	Place
England	24	24	18	21	87	1
Ireland	9	9	9	6	33	4
Scotland	12	9	21	18	60	2
Wales	15	18	12	15	60	2

Name	Name	Name	Country	G1	Pts	G2	Pts	G3	Pts	G4	Pts	Total
Darren Cundy	Matthew Trotter	Colin Grose	England	637	12	656	12	643	12	654	12	48
Paul McCauley	Paul Molphy	Adrian Rutherford	Ireland	524	3	550	3	557	6	516	3	15
Andrew Nairne	Billy Gill	Allan McDermott	Scotland	578	9	554	6	562	9	601	6	30
Guy Lipscomb	John Cook	Robert Bruce	Wales	545	6	629	9	536	3	602	9	27

Name	Name	Name	Country	G1	Pts	G2	Pts	G3	Pts	G4	Pts	Total
Geoff Brown	Chris West	Andrew Tapping	England	564	12	664	12	580	6	629	9	39
Steven Tully	Paddy Dunne	Kenny Donnelly	Ireland	516	6	539	6	518	3	517	3	18
Jack Smith	Bernie Matthews	Andy Gillespie	Scotland	510	3	487	3	616	12	648	12	30
Steve Williams	Sukky Gill	Steve Dalton	Wales	562	9	624	9	602	9	595	6	33

Men's Trios All Nations Points

	G1	G2	G3	G4	Total	Place
England	30	30	21	27	108	1
Iceland	12	12	15	12	51	4
Ireland	12	12	12	6	42	5
Scotland	18	12	27	24	81	2
Wales	18	24	15	21	78	3

Name	Name	Name	Country	G1	Pts	G2	Pts	G3	Pts	G4	Pts	Total
Darren Cundy	Matthew Trotter	Colin Grose	England	637	15	656	15	643	15	654	15	60
Freyr Bragason	Asgeir Henningsson	Thorarinn Mar Thorbjornsson	Iceland	562	9	586	9	508	3	520	6	27
Paul McCauley	Paul Molphy	Adrian Rutherford	Ireland	524	3	550	3	557	9	516	3	18
Andrew Nairne	Billy Gill	Allan McDermott	Scotland	578	12	554	6	562	12	601	9	39
Guy Lipscomb	John Cook	Robert Bruce	Wales	545	6	629	12	536	6	602	12	36

Name	Name	Name	Country	G1	Pts	G2	Pts	G3	Pts	G4	Pts	Total
Geoff Brown	Chris West	Andrew Tapping	England	564	15	664	15	580	6	629	12	48
Hannes Jon Hannesson	Matthias Helgi Jonsson	Bjarki Sigurosson	Iceland	488	3	461	3	606	12	575	6	24
Steven Tully	Paddy Dunne	Kenny Donnelly	Ireland	516	9	539	9	518	3	517	3	24
Jack Smith	Bernie Matthews	Andy Gillespie	Scotland	510	6	487	6	616	15	648	15	42
Steve Williams	Sukky Gill	Steve Dalton	Wales	562	12	624	12	602	9	595	9	42

Women's Trios Home Nations Points

	G1	G2	G3	G4	Total	Place
England	21	18	15	24	78	1
Ireland	9	12	24	12	57	3
Scotland	9	9	6	9	33	4
Wales	21	21	15	15	72	2

Name	Name	Name	Country	G1	Pts	G2	Pts	G3	Pts	G4	Pts	Total
Gaye McCully	Sally Wilson	Jo Cundy	England	635	12	524	12	511	9	602	12	45
Mary Hefferman	Martina Short	Ursula Ekermans	Ireland	410	3	451	3	516	12	503	9	27
Louise Gillespie	Jen Smith	Sandra Boswell	Scotland	465	6	453	6	398	3	417	3	18
Hilary Cooke	Julie Johansen	Pauline McDonald	Wales	472	9	486	9	508	6	496	6	30

Name	Name	Name	Country	G1	Pts	G2	Pts	G3	Pts	G4	Pts	Total
Marsha Dalley	Carole Orange	Jan Hodge	England	514	9	537	6	508	6	593	12	33
Lorraine Keane	Dymphna Kestell	Theresa Watts	Ireland	502	6	596	9	564	12	459	3	30
Moira Nairne	Gwen Colquhoun	Julia Claxton	Scotland	417	3	474	3	488	3	484	6	15
Mel Oates	Lynne Walker	Louise Roberts	Wales	588	12	611	12	556	9	542	9	42

Women's Trios All Nations Points

	G1	G2	G3	G4	Total	Place
England	27	24	18	30	99	1
Iceland	18	15	15	15	63	4
Ireland	12	15	30	15	72	3
Scotland	9	12	6	9	36	5
Wales	24	24	21	21	90	2








Name	Name	Name	Country	G1	Pts	G2	Pts	G3	Pts	G4	Pts	Total
Gaye McCully	Sally Wilson	Jo Cundy	England	635	15	524	15	511	12	602	15	57
Helga Siguroardottir	Halldora Iris Ingvarsdottir	Bara Agustsdottir	Iceland	557	12	502	12	476	6	494	6	36
Mary Hefferman	Martina Short	Ursula Ekermans	Ireland	410	3	451	3	516	15	503	12	33
Louise Gillespie	Jen Smith	Sandra Boswell	Scotland	465	6	453	6	398	3	417	3	18
Hilary Cooke	Julie Johansen	Pauline McDonald	Wales	472	9	486	9	508	9	496	9	36

Name	Name	Name	Country	G1	Pts	G2	Pts	G3	Pts	G4	Pts	Total
Marsha Dalley	Carole Orange	Jan Hodge	England	514	12	537	9	508	6	593	15	42
Gudny Gunnarsdottir	Sigrídur Klemensdottir	Linda Hronn Magnusdottir	Iceland	452	6	469	3	516	9	513	9	27
Lorraine Keane	Dymphna Kestell	Theresa Watts	Ireland	502	9	596	12	564	15	459	3	39
Moira Nairne	Gwen Colquhoun	Julia Claxton	Scotland	417	3	474	6	488	3	484	6	18
Mel Oates	Lynne Walker	Louise Roberts	Wales	588	15	611	15	556	12	542	12	54

Men's Home Nations Points

	Singles	Doubles	Trios	Mixed Teams	Team	TOTAL	
ENGLAND 	76.0	72.0	87.0	20.5	64.0	319.5	ENGLAND 
WALES 	54.5	66.0	60.0	21.0	32.0	233.5	WALES 
SCOTLAND 	53.0	64.0	60.0	20.0	36.0	233.0	SCOTLAND 
IRELAND 	56.5	38.0	33.0	18.5	28.0	174.0	IRELAND 

Women's Home Nations Points

	Singles	Doubles	Trios	Mixed Team	Team	TOTAL	
 ENGLAND	67.5	72.0	78.0	20.5	60.0	298.0	 ENGLAND
 WALES	68.0	68.0	72.0	21.0	52.0	281.0	 WALES
 IRELAND	62.5	66.0	57.0	18.5	32.0	236.0	 IRELAND
 SCOTLAND	42.0	34.0	33.0	20.0	16.0	145.0	 SCOTLAND

OVERALL Home Nations Points

	Singles	Doubles	Trios	Mixed Team	Team	TOTAL	
 ENGLAND	143.5	144.0	165.0	41.0	124.0	617.5	 ENGLAND
 WALES	122.5	134.0	132.0	42.0	84.0	514.5	 WALES
 IRELAND	119.0	104.0	90.0	37.0	60.0	410.0	 IRELAND
 SCOTLAND	95.0	98.0	93.0	40.0	52.0	378.0	 SCOTLAND

Men's All Nations Points

	Singles	Doubles	Trios	Mixed Team	Team	TOTAL	
ENGLAND 	91.0	94.0	108.0	21.5	80.0	394.5	ENGLAND 
WALES 	68.5	86.0	78.0	24.0	48.0	304.5	WALES 
SCOTLAND 	63.5	80.0	81.0	22.0	52.0	298.5	SCOTLAND 
IRELAND 	66.5	50.0	42.0	20.5	44.0	223.0	IRELAND 
ICELAND 	70.5	50.0	51.0	32.0	16.0	219.5	ICELAND 

Women's All Nations Points

	Singles	Doubles	Trios	Mixed Teams	Team	TOTAL	
ENGLAND 	83.0	84.0	99.0	21.5	76.0	363.5	ENGLAND 
WALES 	83.0	78.0	90.0	24.0	68.0	343.0	WALES 
IRELAND 	77.0	82.0	72.0	20.5	44.0	295.5	IRELAND 
ICELAND 	67.5	76.0	63.0	32.0	32.0	270.5	ICELAND 
SCOTLAND 	49.5	40.0	36.0	22.0	20.0	167.5	SCOTLAND 

OVERALL All Nations Points

	Singles	Doubles	Trios	Mixed Team	Team	TOTAL	
ENGLAND 	174.0	178.0	207.0	43.0	156.0	758.0	ENGLAND 
WALES 	151.5	164.0	168.0	48.0	116.0	647.5	WALES 
IRELAND 	143.5	132.0	114.0	41.0	88.0	518.5	IRELAND 
ICELAND 	138.0	126.0	114.0	64.0	48.0	490.0	ICELAND 
SCOTLAND 	113.0	120.0	117.0	44.0	72.0	466.0	SCOTLAND 