

Junior Triple Crown 2018

U16 Boys Singles

Position	Bowler Name		Country	Series 1				Series 2				Grand Total
				G1	G2	G3	Total	G4	G5	G6	Total	
1	Jack	Bruton	Ireland	245	231	197	673	170	170	124	464	1137
2	Daniel	Harding	England	172	211	164	547	190	191	203	584	1131
3	Charlie	Upton	England	226	173	144	543	149	215	215	579	1122
4	Jack	Barwick	England	245	169	239	653	162	148	149	459	1112
5	Conor	Fetherston	Ireland	163	162	199	524	193	203	157	553	1077
6	Mark	Dunne	Ireland	147	148	175	470	182	190	201	573	1043
7	Chris	T Nairne	Scotland	147	193	150	490	147	194	168	509	999
8	Luke	Evenett	England	164	182	126	472	190	172	147	509	981
9	Euan	Coote	Scotland	141	136	176	453	181	162	182	525	978
10	Jamie	Johnston	Scotland	154	145	158	457	124	190	186	500	957
11	Lee	Rigby	Scotland	150	155	136	441	149	158	173	480	921
12	Sean	Staines	Ireland	155	193	166	514	115	168	123	406	920

Junior Triple Crown 2018

U16 Girls Singles

Position	Bowler Name		Country	Series 1				Series 2				Grand Total
				G1	G2	G3	Total	G4	G5	G6	Total	
1	Jenny	Grace	England	162	198	159	519	202	214	150	566	1085
2	Hannah	Ailes	England	167	185	148	500	188	189	196	573	1073
3	Leah	Tickner	England	136	178	197	511	209	188	154	551	1062
4	Aoife	Lawlor	Ireland	158	163	166	487	174	188	185	547	1034
5	Aimée	Whistler	Ireland	163	148	137	448	180	173	161	514	962
6	Yolanta	Stephenson	England	157	151	178	486	131	183	155	469	955
7	Skye	Bryne	Ireland	153	149	128	430	187	162	168	517	947
8	Holly	Bisset	Scotland	120	165	161	446	191	162	147	500	946
9	Rachael	Buchanan	Scotland	156	97	169	422	137	203	137	477	899
10	Alix	Buckham	Scotland	161	139	140	440	122	140	168	430	870
11	Abby	McKeever	Ireland	178	116	169	463	115	136	141	392	855
12	Amy	Addison	Scotland	138	136	121	395	159	115	109	383	778

Junior Triple Crown 2018

U19 Boys Singles

Position	Bowler Name		Country	Series 1				Series 2				Grand Total
				G1	G2	G3	Total	G4	G5	G6	Total	
1	Oliver	Spindley	England	229	267	181	677	195	226	187	608	1285
2	Alex	McCarthy	England	209	208	233	650	234	227	147	608	1258
3	Austin	Taylor	England	208	164	181	553	215	245	235	695	1248
4	Robbie	Bowden	England	230	170	216	616	195	194	212	601	1217
5	Daniel	Addison	Scotland	183	185	165	533	183	258	201	642	1175
6	Callum	MacKenzie	Scotland	189	173	207	569	164	156	223	543	1112
7	Sean	O'Connor	Ireland	151	158	213	522	173	191	188	552	1074
8	Séan	Farren	Ireland	173	178	167	518	200	151	186	537	1055
9	Lorcan	Staines	Ireland	155	196	203	554	133	158	190	481	1035
10	Connor	MacLeod	Scotland	152	155	164	471	170	176	150	496	967
11	Donal	Colley	Ireland	172	150	144	466	186	127	125	438	904
12	Archie	Rutherford	Scotland	116	136	140	392	151	152	170	473	865

Junior Triple Crown 2018

U19 Girls Singles

Position	Bowler Name		Country	Series 1				Series 2				Grand Total
				G1	G2	G3	Total	G4	G5	G6	Total	
1	Isabel	Allen	England	169	222	204	595	192	231	165	588	1183
2	Katie	Watson	England	157	160	160	477	203	244	231	678	1155
3	Lucy	Williams	England	223	167	202	592	180	171	153	504	1096
4	Megan	Philip	Scotland	187	151	197	535	161	165	192	518	1053
5	Eilidh	Groden	Scotland	143	181	175	499	180	160	209	549	1048
6	Rhian	Dobinson	England	159	144	191	494	165	223	157	545	1039
7	Olivia	McTiernan	Scotland	166	192	144	502	148	205	163	516	1018
8	Lauren	Clark	Scotland	173	150	158	481	204	137	146	487	968

Junior Triple Crown 2018

U21 Boys Singles

Position	Bowler Name		Country	Series 1				Series 2				Grand Total
				G1	G2	G3	Total	G4	G5	G6	Total	
1	Ryan	Hart	Scotland	211	233	268	712	210	222	212	644	1356
2	Jamie	Gore	England	212	221	211	644	234	237	223	694	1338
3	Alex	Pates	England	204	236	166	606	191	212	197	600	1206
4	Ki	Leighfield	England	196	206	217	619	185	188	182	555	1174
5	James	Roberts	England	169	225	228	622	180	177	191	548	1170
6	Donnie	Smith	Scotland	160	179	201	540	160	198	201	559	1099
7	Jak	Herbertson	Scotland	151	187	159	497	182	173	200	555	1052
8	David	Waite	Scotland	193	183	128	504	132	155	115	402	906







Junior Triple Crown 2018

U21 Girls Singles







Position	Bowler Name		Country	Series 1				Series 2				Grand Total
				G1	G2	G3	Total	G4	G5	G6	Total	
1	Sophie	Thompson	England	186	188	194	568	197	212	199	608	1176
2	Alison	Williamson	Scotland	197	192	227	616	158	203	176	537	1153
3	Lucy	Wall	England	180	164	213	557	158	181	185	524	1081
4	Reanna	Watt	Scotland	168	167	166	501	224	147	196	567	1068
5	Olivia	Cogley	England	195	181	175	551	144	176	195	515	1066
6	Elyse	Giddens	England	171	194	187	552	179	179	149	507	1059
7	Robyn	Morton	Scotland	163	151	209	523	185	156	172	513	1036
8	Rebecca	Daniels	Scotland	212	177	137	526	165	162	131	458	984

U16 Boys Points







Singles Doubles Trios Mixed Team TOTAL

	52.0	0.0	0.0	0.0	0.0	52.0	
	51.0	0.0	0.0	0.0	0.0	51.0	
	41.0	0.0	0.0	0.0	0.0	41.0	





U16 Girls Points

	Singles	Doubles	Trios	Mixed	Team	TOTAL	
	61.5	0.0	0.0	0.0	0.0	61.5	
	46.5	0.0	0.0	0.0	0.0	46.5	
	36.0	0.0	0.0	0.0	0.0	36.0	

U19 Boys Points





	Singles	Doubles	Trios	Mixed	Team	TOTAL	
	63.0	0.0	0.0	0.0	0.0	63.0	
	41.0	0.0	0.0	0.0	0.0	41.0	
	40.0	0.0	0.0	0.0	0.0	40.0	

U19 Girls Points







	Singles	Doubles	Trios	Mixed	Team	TOTAL	
	38.0	0.0	0.0	0.0	0.0	38.0	
	34.0	0.0	0.0	0.0	0.0	34.0	

U21 Boys Points






Singles Doubles Trios Mixed Team TOTAL

	66.0	0.0	0.0	0.0	0.0	66.0	
	54.0	0.0	0.0	0.0	0.0	54.0	

U21 Girls Points

	Singles	Doubles	Trios	Mixed	Team	TOTAL	
	38.0	0.0	0.0	0.0	0.0	38.0	
	34.0	0.0	0.0	0.0	0.0	34.0	
	0.0	0.0	0.0	0.0	0.0	0.0	

Overall Triple Crown Points

	Singles	Doubles	Trios	Mixed	Team	TOTAL	
	318.5	0.0	0.0	0.0	0.0	318.5	
	239.0	0.0	0.0	0.0	0.0	239.0	
	138.5	0.0	0.0	0.0	0.0	138.5	